

SystemOne®

MODULAR TRUCK EQUIPMENT

**Industrial Quality Equipment
For Professional Contractors**





A new heavy series of pick-up truck racks are now available from System One. These heavy duty racks belong to a group called I.T.S.™ Series racks. I.T.S.™ stands for “Integrated Tie-Down System”. The gussets in the upper corners of these racks are much larger and of extra heavy wall construction for supreme rigidity. Also incorporated in their design is a special bore to accept our new Work Winch™ tie-down system. The Work Winch™ is a convenient and efficient tie-down located within the upper gusset and is an integral part of an I.T.S.™ rack. It is constructed of aluminum magnesium alloy and stainless steel with a PVC bearing. It is the only rust-free tie-down system made and has a nearly unlimited lifespan. They are available separately or as part of a package in the Heavy Work Contractor Rig®.

(HEAVY WORK CONTRACTOR PACKAGE shown)



Work Winch™ tie-downs are easily installed on any I.T.S.™ series rack. Everything you need is always right there—even the handle. Just lift the pawl and pull out as much strap as you need. Throw the hook end of the strap over the load and hook it to the underside of the cross-member. Take up the slack with the handwheel and tighten with the handle.

The handle can be kept permanently on the shaft or it can be left in a toolbox and used only when needed. When hanging, it allows the shaft to rotate within it; when pushed forward, it will engage and operate the winch.



Our CONTRACTOR RIG™ is the undisputed leader among contractor ladder racks. Its heavy-wall, large-profile, rust-free aluminum extrusions provide a 1250 lb. capacity in the Heavy Work I.T.S.™ series Contractor Rig and a 1000 lb. capacity in the Standard Contractor Rig. In addition to delivering outstanding performance and longevity in high-abuse environments, its ability to be configured to your own particular needs means better versatility, better organization, and ultimately better efficiency for you and your company. The Contractor Rig includes a removable rear crossmember, with adjustable handles, Ladder Life® anti-wear inserts on each crossmember, Ladder Glide® low friction insert on rear crossmember, and color inserts to match the truck.

(STANDARD CONTRACTOR RIG® with Cab Window Guard and accessories shown)



Our UTILITY RIG™ is a highly versatile and economical rack and is available in both Standard and I.T.S.™ series. Its extremely rigid free-standing trusses have a 600 lb. capacity and allow easy loading and unloading of equipment and material. Furthermore, the rear Truss is completely removable in seconds for full unrestricted access to the cargo area. The Utility Rig includes Ladder Life® anti-wear inserts for ladder protection, Ladder Glide® low friction insert for easy loading and unloading, side stops on all four upper corners, and color inserts to match the truck.

(UTILITY RIG with accessories shown)

System One® equipment mounts to trucks with bed liners, both over-the-rail (shown) and under-the-rail. System One is not a “one size fits all rack.” We build the right rack for the truck, whether full size or mini, standard or extended cab, long or short bed.



Our Utility Rig® is particularly suited for trucks with a sport/utility function. It retains the important features needed by contractors, yet it can be broken down in seconds and the trusses can be placed in the bed of the truck or hung on a garage wall. The Pick-Up Traks® remain on the truck and serve as a cargo restraint system and bed rail protector.

System One's Contractor Rig® is the most practical and versatile rack made. The rear crossmember is easily removed allowing large items to be loaded with ease. The rack itself can also be removed in minutes by removing four stainless steel bolts and simply lifting the rack off the Pick-Up Traks®.





Tool Boxes of any style mount directly to System One® equipment and require no drilling into the truck bed rail, truck bed, or bed liner. Top-side and low-side boxes mount in minutes with System One's Tool Box Hangers, eliminating the need to install support legs underneath. This leaves a large, clear, unobstructed cargo area and makes loading of 4ft. wide material easy. Trucks with 8ft. beds allow tool boxes up to 88" to be installed; 90" tool boxes are accommodated with optional extra-length Pick-Up Traks.




System One's "Headache Rack" is a common configuration used by many government agencies, utility companies, and contractors. Expandable at any time into the Utility Rig® or Contractor Rig®, it has many practical applications. Its features include cargo restraint, cab window protection, strobe, light bar, and antenna mounting.

System One's Cantilever Mounts allow the Contractor Rig® to be installed over truck caps. Our in stock sizes fit most caps; others can be cut to order. The stainless steel mounts are fastened to the structural Pick-Up Trak®, instead of to the thin sheet metal of the bed rail. This mounting method distributes the weight evenly on the bed rail resulting in an extremely rigid installation.



Industrial Quality Equipment for Professional Contractors



Extension Beam (aluminum)
Provides rigid support for longer loads

Pick-Up Truss (aluminum)
Provides exceptional front-to-rear stability with or without extension beam

Crossmember J Hook (aluminum)
Mounts anywhere on inside T-slot of crossmember

Exclusive LADDER LIFE™ Anti-wear Inserts
Eliminate dangerous ladder wear and reduce ladder noise; finished materials travel without damage

Mid Crossmember (adjustable)
Allows short ladders and material to be stored above, keeping cargo area free

Quick Hooks (stainless steel)
Clip in anywhere along Pick-up Traks to hold tool bags, buckets, cords etc.

Ladder Glide® Insert (PVC)
For smooth, low-friction loading and unloading of ladders and cargo

Ladder Side Stop/ Anchors (aluminum)
Keep material positioned on crossmembers and provide tie-off points for hooks and rope

Sliding Cargo Anchors (aluminum)
Mount in Rails for interior cargo restraint or in Trusses for overhead cargo restraint

Inside Hook Anchors (aluminum)
Provide anchor points for tie-downs and hooks for cords, etc.

(I.T.S.® Series pictured)

PICK-UP TRAK™ mounting rails (aluminum)
Distributes weight of overhead cargo, protects bed rails of truck, and allows infinite positioning of accessories in T-slots

Cab Window Guard (aluminum)
Mounts to inside T-slot of Truss Legs

WORK WINCH® (aluminum and stainless steel)
"Plugs in" to any I.T.S. series rack from left or right and secures cargo quickly and safely

Color Inserts
Come in 66 colors to match your truck or company color

Stainless Steel Fasteners
Used on all components and accessories

Removeable Rear Crossmember
Allows large items to be loaded from rear into cargo bed area

Hooked Bracket 5" (aluminum)
Mounts vertically or horizontally on Traks or Trusses

SystemOne®

MODULAR TRUCK EQUIPMENT

System One offers a wide variety of exclusive and practical accessories to outfit your pickup or van.



Mid Crossmember

For step ladders and short or flexible material. Horizontally milled slots allow adjustable front-to-rear positioning of crossmember. Includes Ladder Life™ rubber anti-wear insert strip. Aluminum.



Ladder Side Stop

Ladder Side Stops are used as guides for ladders, lumber, pipe, etc. The Ladder Side Stop/Anchor version includes a hole for tying off ropes, etc. 1/4" x 1" aluminum.



Tool Box Hangers

This hanger bolts into the heavy T-slot in the I.T.S.™ gusset and into the side of a top-side (shown) or low-side tool box, eliminating the need for legs. 1/4" x 1" alu-



Ratchet Tie-Down

One of the most versatile and economical cargo fastening devices available. They have only one loose end which hooks to the underside of the crossmember. Gold zinc plated steel with 4' or 6'



Inside Hook/Anchor

A handy hook for small coils of rope or cord. Also has an anchor for holding the hook end of a ratchet tie-down strap when rack is empty. 1/4" x 1" aluminum.



Tall Side Stop

Used when ladders or lumber exceed the height of the extension beam. 13" tall, it mounts anywhere on the horizontal flange of the extension beam. Drilling is required. 1/4" x 2" aluminum.



Sliding Cargo Anchor

An extremely versatile anchor point which can be positioned anywhere in any T-slot on the rack. Typically used in the Pick-Up Trak on the bed rail. Cast aluminum magnesium with brass insert knob.



Quick Hook

Made to hold cord and keep 5 gal. buckets in place, this stainless steel hook can be clipped into the Pick-Up Trak anywhere along its length.



Quick Shelf Brackets

Used with 2" x 6" lumber (not supplied), they install in seconds to create an additional level for materials and help keep cargo area organized. Stainless steel.



Strobe/Antenna Mount, high profile
6" tall for protection from ladders, 3/4" center hole, 3 oblong holes 120° apart for strobe mounting bolts. Aluminum.



Crossmember J Hook
A very heavy duty hook for hose, cord, and chain, it bolts to the inside T-slot of the crossmember. 1/4" x 2" aluminum.



Extension Beam J Hook
A heavy duty hook for hose, wire, etc., it bolts to the underside of the extension beam flange, facing inward. Drilling is required. 1/4" x 2" aluminum.



Ladder Roller and Clamp System
Provides near effortless loading, unloading, and fastening of a single ladder. Ladder rolls forward to front hold-down and is clamped in rear with one motion. Typical ladder lengths are 24' and 28'. Call for info on your particular application. Aluminum and stainless steel with ultra high molecular weight polyethylene rollers.



Ladder Horn
Used when rear loading of ladders is not possible, the ladder horn allows curbside loading. Drilling is required, 1/4" x 2" aluminum.



Hooked Bracket 5"
A heavy hook which can hold 200 feet of air hose or 400 feet of extension cord when opposing each other. Can also be mounted vertically in truss leg or in Pick-Up Trak. 1/4" x 2" aluminum.



Cab Window Guard
The cab window guard mounts to the inside T-Slot of the truss legs and protects the rear window and cab from equipment and cargo. All aluminum construction.



Conduit Carrier Kit
A high quality cast aluminum door and end cap for 4" or 6" PVC pipe (pipe not supplied) with 1/4" x 1" mounting bands. Can be mounted above or below crossmember.



Crossover Box Lift Kit
This is a commonly requested item, so we added it. It increases clearance under the box to make previously unusable space usable. 3" x 3" x 1/8" aluminum.



Quick Spool & Reel Holder
Sets up in seconds, insures wire unspools correctly and allows multiple wires to be pulled off simultaneously (1" pipe not supplied.) Stainless steel.



Top-side Tool Box
This is an extremely heavy duty box which utilizes a 3 point stainless steel latching mechanism. These boxes are made to fit in System One racks and are available in 87", 72" and 65" long.



System One's Contractor Rig and Utility Rig can be mounted to utility bodies. Our new Utility Trak provides a rigid mounting surface for either style rack. One, two or three trusses can be mounted and dismantled with ease anywhere along the length of the Trak. The Utility Trak attaches to the top surface of the utility body using concealed bolts and also serves as a structural anchor rail for tie-downs. Racks are available for 8, 9 and 11 ft. bodies. The Extension Beams for Contractor Rigs are supplied in lengths of 102", 120", 138", 147", 156" and 174" depending on the body and cab length. The difference in height between the body and cab roof must be provided as racks are available in different heights.

(HEAVY WORK CONTRACTOR PACKAGE using 3 trusses shown)



Utility body trucks with top-opening lids can be outfitted utilizing either our standard or narrow profile Pick-up Trak. These Traks are the same as those used on pick-up trucks and mount to the top inside corner of the body. A T-slot on the top surface of the trak is used to mount the rack and another T-slot on the inside surface is used for cargo anchors and other accessories. The difference in height between body and cab roof as well as distance between inside walls must be provided for these top-opening lid bodies. Available configurations include Contractor Rig and Utility Rig, standard and Heavy I.T.S. Series.

(HEAVY WORK UTILITY RIG with WORK WINCHES shown)



Racks for enclosed bodies utilize our Surface-mount I.T.S.[™] Brackets. This is the same I.T.S. configuration used for pick-up trucks and vans and therefore allows the easy installation of our Work Winch[™] tie-down system. Contractor Rigs[™] are available in lengths from 8 ft. to 15 ft. and usually have 5 crossmembers, although more or fewer may be used. Ladder Glide[™] inserts are installed on all crossmembers. The width is variable so specify distance required from outside to outside of Surface-mount I.T.S. Brackets. Depending on the roof structure, Utility Traks may or may not be needed.

(HEAVY WORK CONTRACTOR PACKAGE using 5 crossmembers shown)



Our van-style Utility Rig[™] is also available with Surface-mount I.T.S.[™] Brackets for enclosed flat roofed bodies. Any number of trusses may be used and Work Winches[™] can be installed in some and omitted in others. The Utility Trak, which mounts with concealed fasteners, is recommended for stability and is available in lengths of 8 ft., 9 ft. and 11 ft.

(UTILITY RIG with 3 crossmembers and WORK WINCHES shown)

Engineered for Strength and Versatility

System one builds tough industrial quality aluminum cargo racks for use in high abuse environments. We use 6000 series aluminum alloy components which allow for a lighter, more economical truck, and a higher payload capacity. Aluminum also provides a no-maintenance finish and has a virtually unlimited lifespan.

Recessed T-slots located throughout the rack are designed for use with standard 5/16" carriage bolts to accommodate various accessories. System One's Ladder Life® anti-wear inserts are made of tough, high durometer EPDM rubber and are installed in each crossmember to eliminate dangerous ladder wear. Our Ladder Glide® low friction insert, made from high density polyethylene, is installed on the rear edge of the rear crossmember for easy loading and unloading of ladders and material.

SystemOne®
MODULAR TRUCK EQUIPMENT

The structural Pick-Up Trak® distributes the weight of the rack and cargo along the truck bed rail. Pick-Up Traks® mount with stainless steel screws to the inside lip of the bed rail. Tool boxes, sliding cargo anchors, and other accessories are easily mounted to the Pick-Up Trak using standard 5/16" stainless steel carriage bolts in the recessed T-slots. Wide profile truss legs provide tremendous rigidity and reduce concentrated loading.



System One's van racks set a new standard for carrying overhead cargo on vans. High payload capacity and ladder glide™ inserts handle a wide variety of loads safely, easily and without damage. In addition, since these racks all belong to the I.T.S. Series, Work Winch™ integrated tie downs can be added to any of them. The Work Winch tie-down system is the easiest and most practical method of securing overhead cargo. All aluminum alloy with stainless steel hardware and a PVC bearing make the Work Winch the only rust-free tie-down system available. All ladder rack components, Work Winches and accessories are constructed entirely of aluminum and stainless steel to ensure an extremely long service life in all environments. In function, durability and appearance, these racks and their accessories are simply the best you can get.

SystemOne® Van Racks

MODULAR TRUCK EQUIPMENT




System One's Contractor Rig® is a full length rack designed for heavy duty use. Five crossmembers support loads of any length. High density polyethylene Ladder Glide® inserts in each crossmember allow ladders and other cargo to slide on and off effortlessly. The cantilevered rear crossmember extends out to protect the van roof and rear gutter from dents and scratches while loading and unloading. I.T.S.™ series brackets accept Work Winches™ to make the Contractor Rig® the highest quality and most versatile rack anywhere. 800 lb cap., color inserts in 66 colors.

(CONTRACTOR RIG® with Work Winches™, Tall Side Stops and 6" Conduit Carrier Kit shown)



System One's Utility Rig® is built to carry ladders and other rigid cargo. All components are aluminum or stainless steel and both crossmembers come with Ladder Glide® inserts. I.T.S.™ series brackets accept Work Winches™ to make securing cargo a simple operation. Upgradable to the Contractor Rig® at any time. 400 lb cap.

(UTILITY RIG® with Work Winches™ shown)



CUSTOMER COMMENTS

Our company has purchased several System One racks over the years and I have my rack on its third truck now. They just don't wear out. It has proved itself to be the most useful, well engineered rack on the market and it looks good to boot. The integrated Work Winches are quite worthy of the rack and it looks like they will last as long as the rack itself will. Everyone I have ever turned onto this rack loves it and I have never seen anyone wear one out.

Michael Corlis, Corlis Design Construction, Frametown, WV

I wish I had known about System One aluminum truck racks several steel racks ago. They are the most unique and practical racks I have found!

Mike Yeager, Yeager Construction Co., Sellersburg, IN

We build aerial and underground cable for Northland Communications in western North Carolina and northern Georgia. It is some of the roughest (mountainous) terrain in the eastern U.S. Our Ford F250 4x4's take the abuse pretty well, but either our racks wouldn't hold up or their mounting would cause damage to the trucks. We have had all kinds of racks, both manufactured and custom made. Not only does System One equipment stand up to the abuse but our trucks stay better organized, look better, and our ladders, for the first time, ride quietly.

Paul Rice, Appalachian Cable, Saluda, NC

We have had your System One "Contractor Rig" installed on our Ford F350 crew cab for over one year now and I feel I should compliment you on a flawless design. We are fencing contractors, installing fence for residences, commercial property, and livestock. Our F350 is always carrying over-length cargo like pressure treated 2"x6"x16', and 20' rebar, 20' pipe, etc. and is frequently loaded to around 1000 lbs. Your equipment takes the load without any trouble and the cargo fastening method is perfect for us because of the variety of material we carry and its ease of use. We pride ourselves on clean, good-looking equipment, and being aluminum and stainless steel, it's one less thing we need to maintain. Its original design gets us noticed and helps our image.

Glenn Sandler, Under Construction Inc., Blacksburg, VA

I was very pleased after assembling the System One rack. There is literally no movement whatsoever even under the heaviest of loads. The ratchet and strap accessory is a necessity for me. It saves me time in securing loads because I don't have to hunt for ropes. I highly recommend the System One rack to anyone who works hard and expects the most from their equipment. Thanks for making my job simpler.

Steven L. Scott, Brevard, NC

You indeed have an excellent product. I'm glad I did my homework and went with your system. The first day I had it on my truck I came out of a local building materials supply store to find a mob of other contractors marveling about how great it looked. I went over the features and talked with several of them for probably 15 minutes. Some even wrote down your toll free number. Maybe I should become a sales rep.

Custom Improvements Inc., Jay Adams, St. Joseph, MO

Finally someone's come up with the ultimate contractor's rack! We've never seen a rack even close to this quality.

Darryl Kitchen, Build Beautiful Inc., Upper Marlboro, MD



SystemOne[®]

MODULAR TRUCK EQUIPMENT

Quality Assurance

Our Goal

Our goal has always been and will always be to make the most practical contractor rack in the industry.


Our Promise

We promise unconditionally that ours is the very best contractor rack available.

Our No Risk Guarantee

It's very simple. If our equipment doesn't meet or surpass all of your expectations, return it within 30 days for a full refund.

WE BUILD THE FINEST CONTRACTOR RACK IN THE WORLD
AND WE URGE YOU TO COMPARE IT TO ALL OTHERS.



Some organizations currently using our equipment

U.S. Army

U.S. Navy

U.S. Coast Guard

National Park Service

Pacific Gas & Electric

Primestar

Time Warner Satellite

SystemOne[®]
MODULAR TRUCK EQUIPMENT

Call: 1-800-627-9783

Fax: 609-466-9779

Christensen Manufacturing Corp. P.O.Box 592 Pennington, New Jersey 08534

For more details, see our website: www.ladderracks.com